

FlowScreen[®]



- Slow Spirometry/Forced Spirometry
- Interpretation and quality assessment compliant with ERS/ATS
- Data storage capacity for more than 1,000 patients

The world's first spirometer
with an integrated full-page color printer

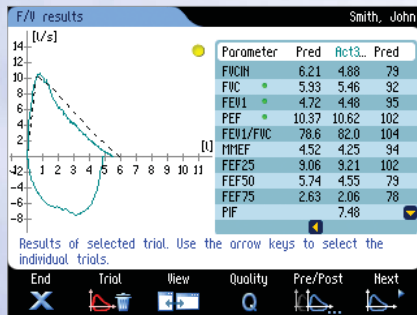
Are you still printing on thermal paper? It's time to color your daily testing routine.

The new FlowScreen® is a flexible diagnostic system for recording and assessing of the Flow-Volume and Volume-Time Loop and the appropriate parameters as well as measuring the inspiratory and expiratory lung volumes (VCin, FVC, FEV1, PEF, FEV1/FVC, FEF 25, 50, 75, PEF, PIF, ...) including pre/post measurement. Patient data, measurement results and diagrams can be directly printed on plain paper by the integrated, high-resolution four-color ink-jet printer.

The ergonomic color display of the new FlowScreen® guides the clinician easily through patient testing. Color-coded function keys and the Q-key provide easy assessment of the test's quality.



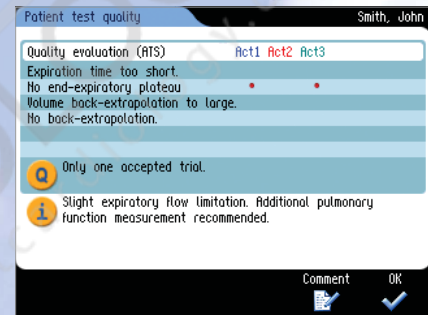
Simplify your routine...



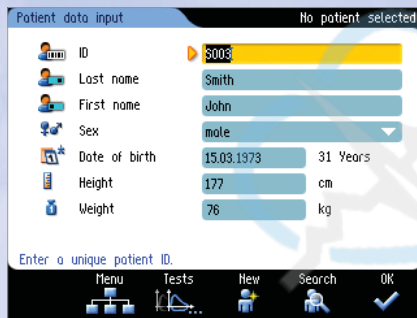
Flow-Volume Loop



Patient Incentive Animations



Quality Assessment



Patient data input

ID: 3003

Last name: Smith

First name: John

Sex: male

Date of birth: 15.03.1973 (31 Years)

Height: 177 cm

Weight: 76 kg

Patient Data

The powerful patient database has a capacity to store more than 1,000 patients' data. The exchangeable SD memory data card allows backup, archive or upload data to any PC. Thanks to the modular design and the built-in interfaces, FlowScreen® can easily be expanded to become a comprehensive diagnostic tool for your office.

Benefit from the many up-to-date features of the new FlowScreen®. There is no other system on the market that measures and archives quicker, easier and is more compact and affordable as the new FlowScreen®.

The new FlowScreen® - the ultimate level of Spirometry!

Measurement Requirements (compliant with ERS/ATS)

- Slow Spirometry (VCin, VCex, VCmax, ERV, IC, VT, IRV, MV, BF, TI, TE, ...)
- Forced Spirometry (FVCin, FVC, FEV1, PEF, FEV1/FVC, FEF 50, FEF 75, PIF,...)
- Flow-Volume and Volume-Time Loop, pre/post tests
- Trending capabilities (FEV1, Fletcher, ...)
- Patient Incentive animations
- Interpretation modules

Features

- All-in-one system
- Automatic reading of room temperature and relative humidity
- Real-time display of curves in true colors
- Full-page color reports, automatic paper feeder
- Interpretation and quality assessment compliant with ERS/ATS criteria
- Data storage capacity for more than 1,000 patients
- Exchangeable SD memory card for easy data exchange and backup
- Supports GDT/HL7 communication standards

