

# Newman Medical

Employee Owned & Operated

## simple ABI<sup>™</sup> with CUFF:LINK<sup>™</sup>

**Diagnose Arterial Disease**  
**Primary Care to Interventionalist**

PC familiarity and push button control make diagnosis quick and accurate - while meeting CPT requirements

*Even easier to use with Integrated Doppler*



New  
**CL2.0**

**Scan Me**  
to view our line of ABI Systems



**SIMPLE | INTUITIVE | EFFECTIVE**

Reimbursable systems for the Diagnosis of PAD

# Fast & Accurate Diagnosis

## Financially beneficial in any healthcare model

### ABI AND VASCULAR TESTING MADE SIMPLE

simpleABI Systems from Newman Medical make vascular testing simple and accurate. With the familiar and straightforward user interface of a PC coupled with the new automation of the simpleABI with Cuff-Link, accurate testing and reporting is fast and easy - even for those with little or no experience. Dual ankle pressures are taken with a sensitive Doppler – the required “gold standard” for vascular diagnosis.

simpleABI systems lead you through the exam by observing the report coming together on the screen – no memorization of complex menus or protocols. The Cuff-Link automates the selection of the cuffs to reduce errors and time - no moving tubes between cuffs during the exam. Simple push button remote captures pressures and waveforms to accurately diagnose Peripheral Arterial Disease according to CMS requirements.

#### Easy & Efficient workflow

- PC based ease of use
- Integrated Cuff-Link with color coded hoses and automated cuff selector saves time, reduce errors

#### Meets CMS Guidelines for Reimbursement

simpleABI Systems use an 8MHz (5MHz optional) Doppler, the required “Gold Standard” for dual artery pressure measurements.

#### Multiple System Options

Choose the system and test protocols to fit your practice or health organization.

#### Diagnosing Vascular Disease for over 30 years

Dedicated team to help with testing questions

**Make ABI  
as simple as**



‘Push button simplicity!’ Cuff-Link remote

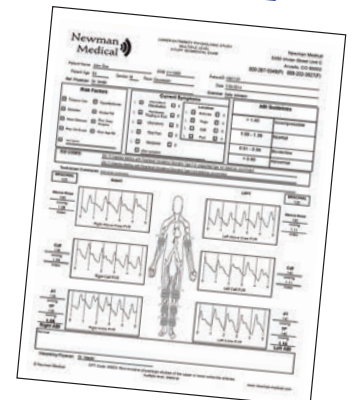


Made in the U.S.A.



Experienced Customer Service

**Segmental  
Exam from  
ABI-500CL**



# It's Good Medicine

**UNDIAGNOSED PAD CARRIES A 25% CHANCE OF HEART ATTACK, STROKE, AMPUTATION, OR DEATH IN 5 YEARS!**

## PAD IS A SERIOUS AND UNDER DIAGNOSED DISEASE

- PAD affects ~20% of patients over the age of 65
- Many ignore PAD, thinking it's arthritis or just getting old
- Most patients with PAD are asymptomatic
- Smokers, diabetics, those with coronary or carotid atherosclerosis are high risk

## IMPROVE YOUR PATIENT OUTCOMES

By diagnosing PAD for your patients you may:

- Reduce their risk of mortality by **3X!**
- Reduce their risk of mortality from heart attack, or stroke by **6X!**

## \*PAD IS SERIOUS AND COSTLY\*

- 1 in 4 of your patients with PAD will suffer a heart attack, stroke, amputation, or death in the next 5 years
- The average cost (2008) for initial treatment and one year follow-up after a PAD intervention was \$50,110

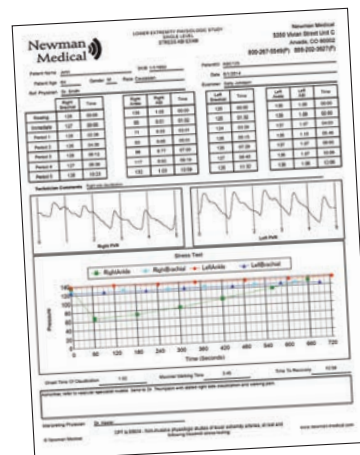
## YOU CAN CHANGE THESE OUTCOMES - IT'S TIME TO TEST FOR PAD - WE MAKE IT EASY

- In-office demos and in-service available
- Experienced customer support with years of vascular knowledge
- On-line training videos available
- Upgrades add more tests to basic ABI: TBI, Segmental, ABI Stress
- Perform modern, efficient PVR based segmental tests in just minutes
- Color coded hoses and automated cuff selector save time, reduce errors



**AUTOMATED STRESS SYSTEM – ABI 600CL  
AUTO CUFF SELECT, AUTO INFLATE, AUTO CALCULATE**

**Stress Exam from ABI-600CL**



CPT CODE*	AVERAGE REIMBURSEMENT (2015)	TEST	RESULTS	APPROPRIATE SIMPLE ABI SYSTEMS
93922	\$92	Bilateral single level ABI + Waveforms	Determine if PAD is present	300, 400CL, 450CL, 500CL, 600CL
93923	\$142	Segmental – 3 or more levels	Locate region of occlusion	500CL, 600CL
93924	\$178	ABI Stress –ABI and waveforms at rest and after treadmill stress testing	Used when resting ABI is equivocal	450CL, 600CL

\*Current Procedural Terminology (CPT®) copyright 2013 American Medical Association. All Rights Reserved. CPT is a registered trademark of the American Medical Association.

# REIMBURSABLE VASCULAR SYSTEMS


MADE IN  
  
THE USA

## ABI-600CL


ALL STUDIES

Advanced automated system for single level, multi-level, & ABI stress studies.


 **Single Level Exams**



 **Multi Level Exams**



 **ABI Stress Exams**



## ABI-500CL

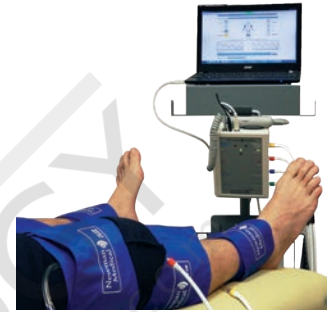
SEGMENTAL STUDIES

Advanced automated system for single & multi level vascular studies.

 **Single Level Exams**



 **Multi Level Exams**




## ABI-450CL

ABI STRESS STUDIES

Advanced automated system for single level & ABI stress studies.

 **Single Level Exams**



 **ABI Stress Exams**

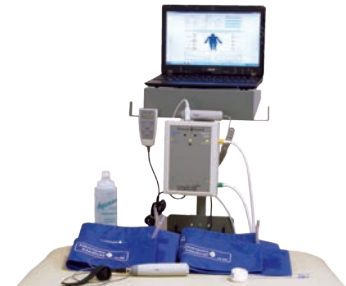



## ABI-400CL

BASIC ABI STUDIES

Advanced automated system for single level studies.

 **Single Level Exams**



 **Scan Me**  
to view our line  
of ABI Systems




## ABI-300

MANUAL ABI STUDIES

A manual, cost effective system for basic single level studies.

 **Single Level Exams**



simpleABI systems come with appropriate hardware and cuffs for testing. Please call or see system Fact Sheets for exact specifications.

**800-267-5549 | info@newman-medical.com**