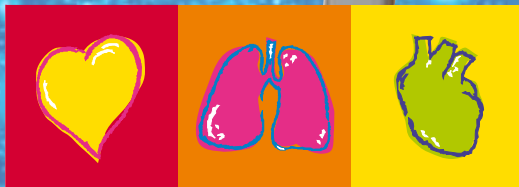
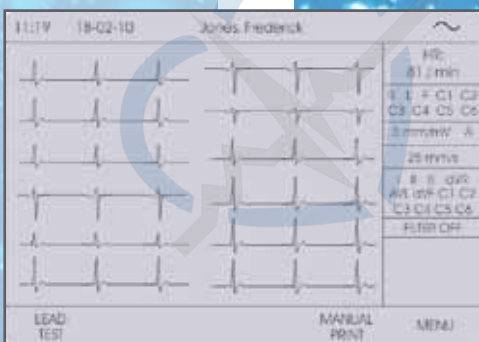




# CARDIOVIT AT-102

The high-performance, multifunctional ECG wizard that meets highest demands and offers excellent value for money!

12-lead display



# SCHILLER

The Art of Diagnostics

# CARDIOVIT AT-102

## Perfect 12-channel ECG solutions

SCHILLER ECG systems are outstanding and enjoy a world-wide reputation.

Thanks to 35 years of experience and close co-operation with the world's leading, practising cardiologists and physicians in the field of electrocardiography, we can provide you the CARDIOVIT AT-102, an ECG device which offers tailor-made solutions for professional diagnosis.

The CARDIOVIT AT-102 is an excellent, multifunctional 12-channel ECG wizard to record and automatically analyse resting ECGs, exercise ECGs and pulmonary function tests (spirometry). The familiar user interface and intuitive operation allow for higher productivity and efficiency - while offering great value for money.



The CARDIOVIT AT-102 is an expandable resting ECG system which is particularly suitable for routine use in the practice, clinic or in emergency medicine due to its intuitive and easy operation with direct function keys. By means of optional software, the system can very easily be upgraded to an ergometry or spirometry measuring station. Moreover, the CARDIOVIT AT-102 can be integrated in a hospital information system (HIS) from which work lists for planned ECG recordings can be downloaded to the CARDIOVIT AT-102. Mobile operation is ensured by the integrated accumulator anytime and anywhere.

The integrated high resolution A4 real time printer guarantees long-term storing of ECG recordings in archive quality; thanks to the automatic paper feed, printing is now even easier. Fiddling with thermal paper is a thing of the past.

On the CARDIOVIT AT-102's brilliant graphic display, all 12 ECG leads can be displayed in freely selectable sequences of 3, 6 or 12. Furthermore, an external LCD screen can be connected to the CARDIOVIT AT-102 (optional).

# CARDIOVIT AT-102

## A true all-rounder!

The most important cardio-pulmonary function tests combined in a single device:

- Resting ECG
- Exercise ECG
- Spirometry

### Features:

- Intuitive, easy operation with direct function keys
- 12-channel resting ECG
- Measurement
- Interpretation (optional)
- Internal memory
- A4 printouts on internal or external printer
- Basic exercise test (option)
- Connection of external monitor possible (option)
- STP (SCHILLER thrombolysis software)



SCHILLER measurement and interpretation software is the software of choice for hospitals, practices, clinics and clinical research institutes due to its excellent quality and reliability.

- **SCHILLER measurement and interpretation software for children and adults:**

12 lead ECG analysis, offering quality and reliability without having to make compromises – your most valuable tool to get a clinically reliable second opinion.

- **SCHILLER thrombolysis software (SCHILLER STP):** helps physicians make decisions in preclinical care and in the emergency ward. Taking into account medication, age, sex and ECG of a patient, the program gives indications about the probability of acute cardiac ischemia or the acute coronary syndrome (ACS). The SCHILLER STP software package is an additional option to the computer-based interpretation software.

With the CARDIOVIT AT-102, all ergometry functions can be controlled, including bike ergometers with or without blood pressure recording, and treadmills. Standard exercise protocols are incorporated and can be changed or amended individually as required.

- **SCHILLER exercise ECG:**

- 12-channel ST measurement
- Possibility to configure stage or final printouts.
- Fully automatic ergometry - intervention possible anytime

# CARDIOVIT AT-102

## Flexible adaptation

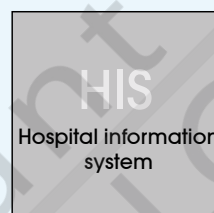
In the CARDIOVIT AT-102, we have implemented your requests for more flexibility and more efficient work processes in your daily routine. By connecting a spiro sensor, the CARDIOVIT AT-102 transforms into a pulmonary function test device which records and analyses the flow-volume and the volume-time curves as well as the corresponding parameters.

Two flow sensors are available for the portable all-rounder. You can choose between the proven SP-250 disposable flow sensor (for optimal hygiene) and the reusable SP-260 sensor.

### Measurement: highest data quality

The following programs are available:

- Slow spirometry (VCin, VCex, VCmax, IRV, ERV, IC, TV, IRV ...)
- Forced spirometry (FVCin, FVC, FEV1, PEF, FEV1/FVC, MEF50, MEF75, PIF,...)
- MVV (SVC,RR, TV)
- Flow-volume and volume-time curves
- Interpretation programs in accordance with ATS or ERS



1 ECG recording request

2 Request the "worklist"

6 Resultate und Rechnungsstellung

SEMA web



iPhone/PDA or PC

LAN or WLAN

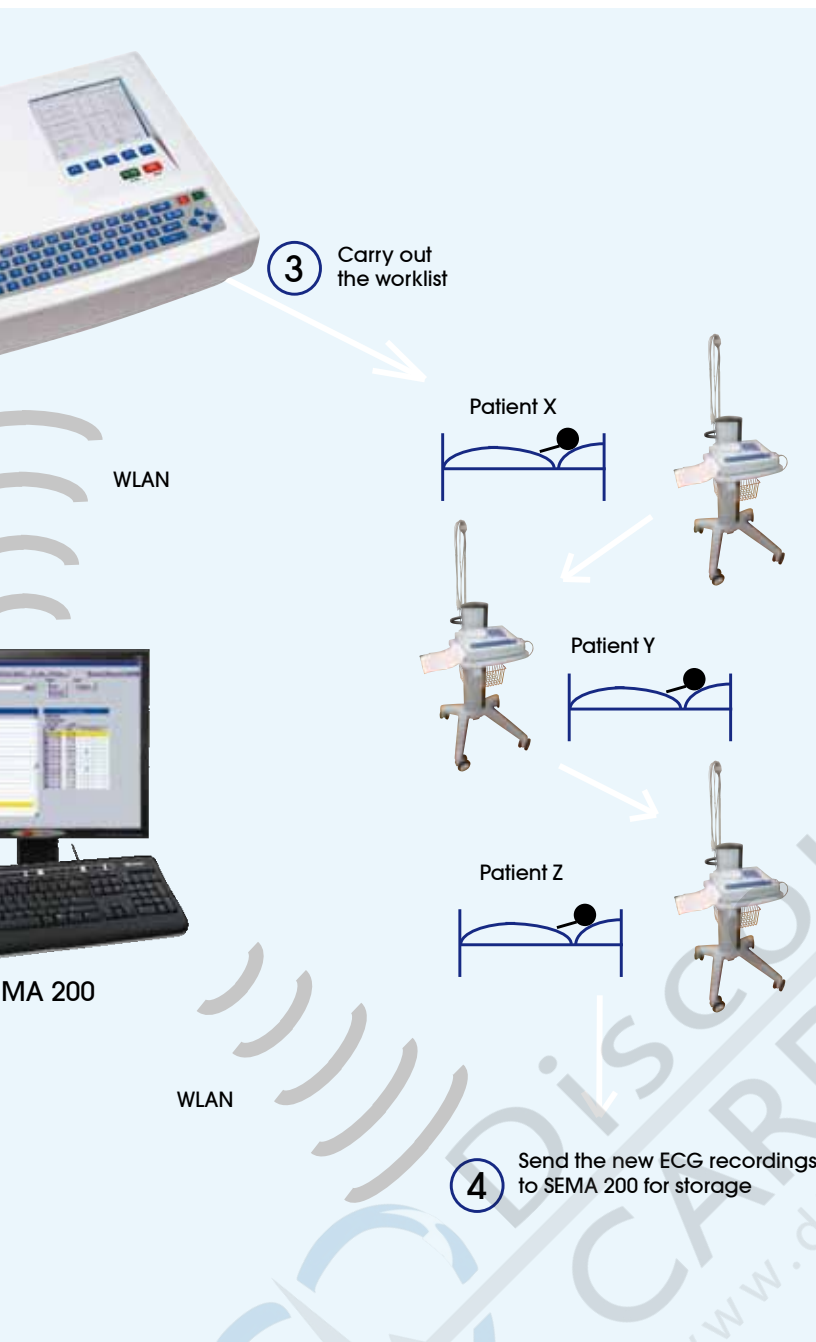
5 New ECG recordings can be validated on a PC terminal or viewed on a PDA.

# CARDIOVIT AT-102

## SCHILLER – THE ART OF CONNECTIVITY

Are you contemplating an ECG management system? No problem with the CARDIOVIT AT-102.

Comprehensive network connectivity gives you access to the SCHILLER SEMA cardiology information system, optimising the workflow and enhancing the units functionality. Network access allows you to work more efficiently and receive additional support for clinical decisions.



The optional SCHILLER Communication Module (SCM) connects the AT-102 with the SEMA-200 Data Management System from SCHILLER, for an optimized workflow and more functionality. The module enables the bi-directional communication not only with SEMA-200, but also with Hospital Information Systems (HIS) and Electronic Medical Record (EMR) Systems, via LAN, WLAN, or a standard modem.

Patient demographics can be retrieved conveniently and quickly from the SEMA-200 system, thus minimizing the probability of data entry errors. The optional barcode reader further increases efficiency through the automated entry of patient identifiers.

With the worklist function, a list of orders, complete with patient demographics, can be downloaded directly to the device. This automates the ECG acquisition process, and provides a traceable closed-loop workflow from order entry to billing.

The transmission of recordings to the SEMA-200 data management system enables the long term archiving of your data, with easy to use search and editing tools to efficiently manage patients and recordings. Standard interfaces via HL7, GDT, and XML furthermore enable the SEMA-200 system to become an integrated component in a larger systems solution, avoiding isolated information silos.



XML - data export

**Scope of delivery for CARDIOVIT AT-102 Standard:**

CARDIOVIT AT-102 Resting ECG with 12 simultaneous leads, pacemaker detection, automatic ECG measurement

**Accessories:**

- 1 10-lead patient cable
- 1 set of electrodes or disposable electrodes
- 1 power cable
- 1 pack chart paper
- Operating manual

**Software options:**

- ECG interpretation: Software C™ ECG analysis software for adults and children
- Thrombolysis
- Basic exercise test
- Worklist
- SEMA-200 PC software to save, validate and archive ECG and spirometry data on PC

**Hardware options:**

- Equipment trolley (classic)
- Spirometry sensor SP-250 or SP-260
- Calibration syringe
- Vacuum electrode system VAC-100
- External monitor connection
- Internal SCHILLER Communication Module (SCM)
- Barcode-Scanner
- internal WLAN/Wi-Fi on SCM
- Integrated modem/fax on SCM
- Ergometer (ERG-911)
- Treadmill (MTM-1500)
- Blood pressure recorder (ERG-911)

**Technical Data are subject to change without notice.**

\* Option





#### Asia

**SCHILLER Asia-Pacific / Malaysia**  
52200 Kuala Lumpur, Malaysia  
Phone +603 6272 3033  
Fax +603 6272 2030  
sales@schiller.com.my  
www.schiller-asia.com



#### Austria

**SCHILLER Handelsgesellschaft m.b.H.**  
A-4040 Linz  
Phone +43 732 709 90  
Fax +43 732 757 000  
sales@schiller.at  
www.schiller.at



#### China

**SCHILLER Int'l Trading (Shanghai) Co. Ltd.**  
200335 Shanghai, China  
Phone +86-21-62099627  
Fax + 86-21-62099623  
sales@schiller.com.my  
www.schiller.cn



#### France

**SCHILLER Médical S.A.S.**  
F-67162 Wissembourg/Cedex  
Phone +33 3 88 63 36 00  
Fax +33 3 88 94 12 82  
info@schiller.fr  
www.schiller-medical.com



#### France (distribution France)

**SCHILLER France S.A.S.**  
F-77600 Bussy St Georges  
Phone +33 1 64 66 50 00  
Fax +33 1 64 66 50 10  
infoschiller@schiller-france.fr  
www.schiller-france.com



#### Germany

**SCHILLER Medizintechnik GmbH**  
D-85521 Ottobrunn  
Phone +49 89 62 99 81-0  
Fax +49 89 609 50 90  
info@schillermed.de  
www.schillermed.de



#### Hungary

**SCHILLER Diamed Ltd.**  
H-1141 Budapest  
Phone +36 (1) 383-4780 / 460-9491  
Fax +36 (1) 383-4778  
sales@schiller.at  
www.schiller-hungary.hu



#### India

**SCHILLER Healthcare India Pvt. Ltd.**  
Mumbai - 400 001, India  
Phone +91 22 6692 0520/ 2826 3520  
Fax +91 22 2826 3525  
sales@schillerindia.com  
www.schillerindia.com



#### Japan

**SCHILLER Japan, Ltd.**  
Hiroshima 734-8551  
Phone +81 82 250 2055  
Fax +81 82 253 1713  
koji.maekawa@schiller.jp  
www.schiller.jp



#### Poland

**SCHILLER Poland Sp. z o.o.**  
PL-02-729 Warszawa  
Phone +48 22 8432089  
Fax +48 22 8432089  
schiller@schiller.pl  
www.schiller.pl



#### Russia & C.I.S.

**SCHILLER AG Rep. office**  
125124 Moscow, Russia  
Phone +7 (495) 970 11 33  
Fax +7 (495) 970 11 33  
mail@schiller-ag.com  
www.schiller-cis.com



#### Spain

**SCHILLER ESPAÑA, S.A.**  
E-28230-Las Rozas/Madrid  
Phone +34 91 713 01 76  
Fax +34 91 355 79 33  
schiller@schiller.es  
www.schiller.es



#### Switzerland

**SCHILLER-Reomed AG**  
CH-8953 Dietikon  
Phone +41 44 744 30 00  
Fax +41 44 740 37 10  
sales@schiller-reomed.ch  
www.schiller-reomed.ch



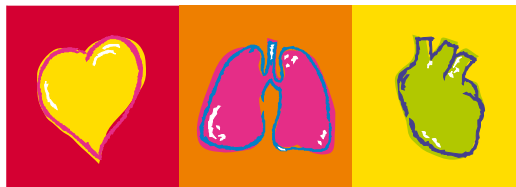
#### Turkey

**SCHILLER TÜRKİYE**  
Okmeydanı-Sisli - Istanbul  
Phone +90 212 210 8681 (pbx)  
Fax +90 212 210 8684  
sales@schiller-turkiye.com  
www.schiller-turkiye.com



#### USA

**SCHILLER America Inc.**  
Doral, Florida 33122  
Phone +1 786 845 0620  
Fax +1 786 845 06 02  
sales@schilleramerica.com  
www.schilleramerica.com



# SCHILLER

The Art of Diagnostics