

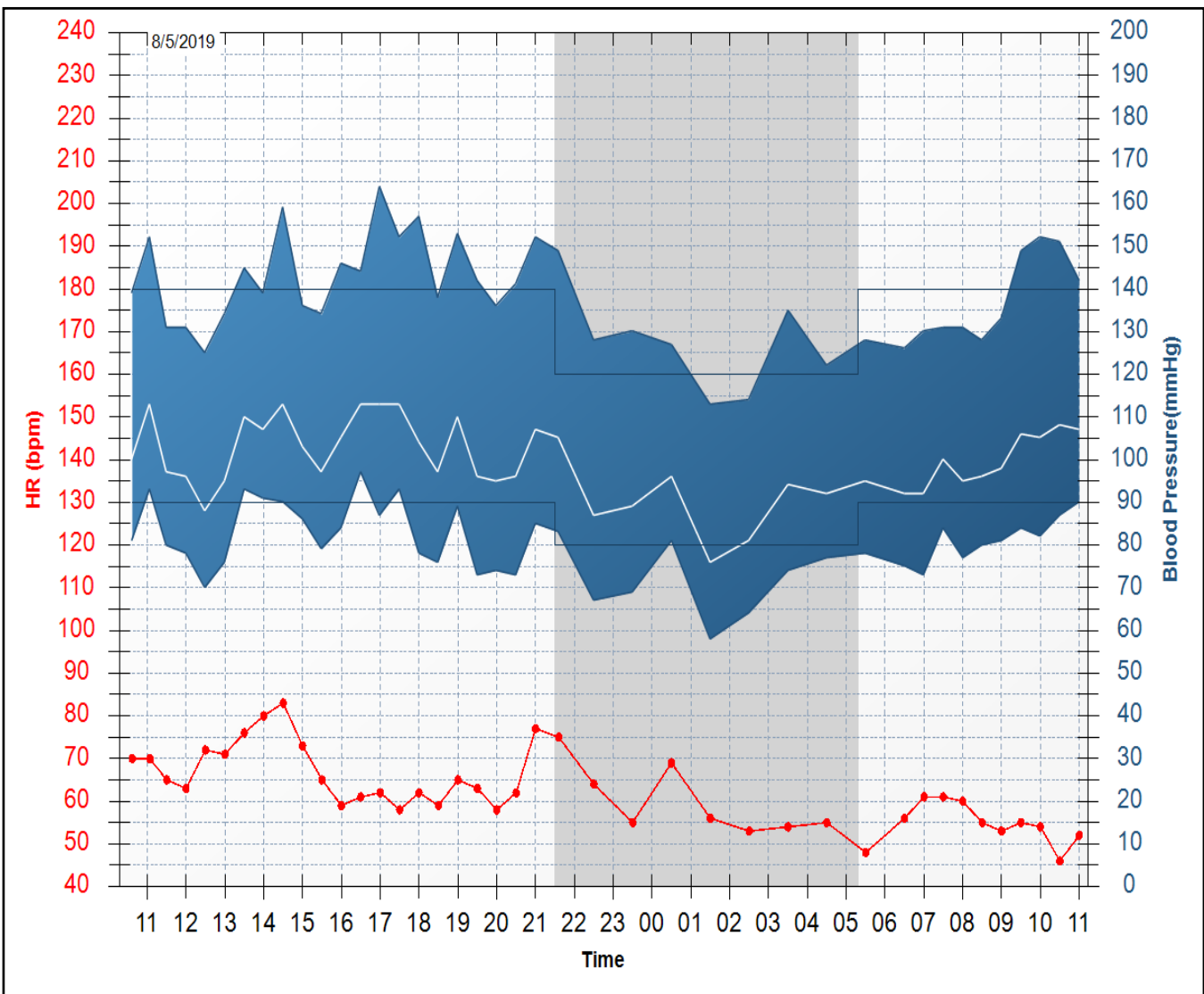


# BP Profile

<b>Patient ID</b>	1234567	<b>Weight</b>	80	kg	<b>Height</b>	175	cm
<b>MRN</b>	6789	<b>Address</b>					
<b>Last Name</b>	Meshil	<b>Order</b>	555667				
<b>First Name</b>	Jordan	<b>Print Date:</b>	07/04/2021				
<b>Birth Date</b>	1/1/1970	<b>Age</b>	51	<b>Test Date:</b>	05/08/2019		
<b>Gender</b>	Male						

## Physician Comments

Normal BP record

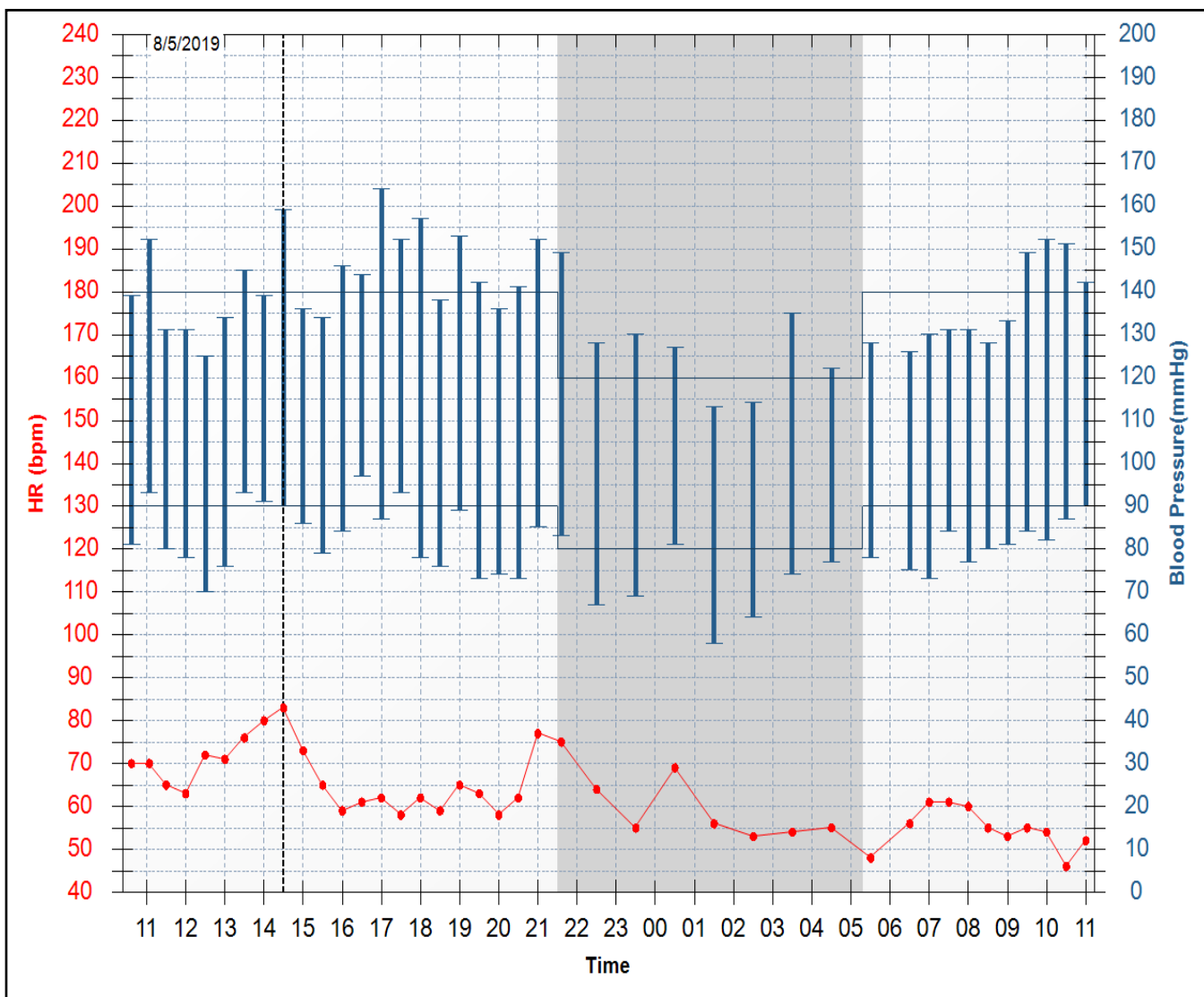


# Bar Chart

<b>Patient ID</b>	1234567	<b>Weight</b>	80	kg	<b>Height</b>	175	cm
<b>MRN</b>	6789	<b>Address</b>					
<b>Last Name</b>	Meshil	<b>Order</b>	555667				
<b>First Name</b>	Jordan	<b>Print Date:</b>	07/04/2021				
<b>Birth Date</b>	1/1/1970	<b>Age</b>	51	<b>Test Date:</b>	05/08/2019		
<b>Gender</b>	Male						

## Physician Comments

Normal BP record



# Measurements

<b>Patient ID</b>	1234567	<b>Weight</b>	80	kg	<b>Height</b>	175	cm
<b>MRN</b>	6789	<b>Address</b>					
<b>Last Name</b>	Meshil	<b>Order</b>	555667				
<b>First Name</b>	Jordan	<b>Print Date:</b>	07/04/2021				
<b>Birth Date</b>	1/1/1970	<b>Age</b>	51	<b>Test Date:</b>	05/08/2019		
<b>Gender</b>	Male						

## Physician Comments

Normal BP record

## Measurements

#	Test Date	SYS	MAP	DIA	HR	Code	Notes
1	05/08/2019 10:37:00	139	100	81	70	M	
2	05/08/2019 11:00:03	-	-	-	-	E 91	Service required (safety override is fitted or autozero is out of range).
3	05/08/2019 11:00:05	-	-	-	-	E 6	Release interval violation
4	05/08/2019 11:04:07	152	113	93	70	A	
5	05/08/2019 11:30:03	131	97	80	65	A	
6	05/08/2019 12:00:03	131	96	78	63	A	
7	05/08/2019 12:30:03	125	88	70	72	A	
8	05/08/2019 13:00:03	134	95	76	71	A	
9	05/08/2019 13:30:03	145	110	93	76	A	
10	05/08/2019 14:00:03	139	107	91	80	A	
11	05/08/2019 14:30:03	159	113	90	83	A	
12	05/08/2019 15:00:03	136	103	86	73	A	
13	05/08/2019 15:30:03	134	97	79	65	A	
14	05/08/2019 16:00:03	146	105	84	59	A	
15	05/08/2019 16:30:03	144	113	97	61	A	
16	05/08/2019 17:00:03	164	113	87	62	A	
17	05/08/2019 17:30:03	152	113	93	58	A	
18	05/08/2019 18:00:03	157	104	78	62	A	
19	05/08/2019 18:30:03	138	97	76	59	A	
20	05/08/2019 19:00:03	153	110	89	65	A	
21	05/08/2019 19:30:03	142	96	73	63	A	
22	05/08/2019 20:00:03	136	95	74	58	A	
23	05/08/2019 20:30:03	141	96	73	62	A	
24	05/08/2019 21:00:03	152	107	85	77	A	
25	05/08/2019 21:30:03	133	81	55	61	E 2	Artifact/erratic oscillometric signal
26	05/08/2019 21:35:52	149	105	83	75	A	

## Measurements

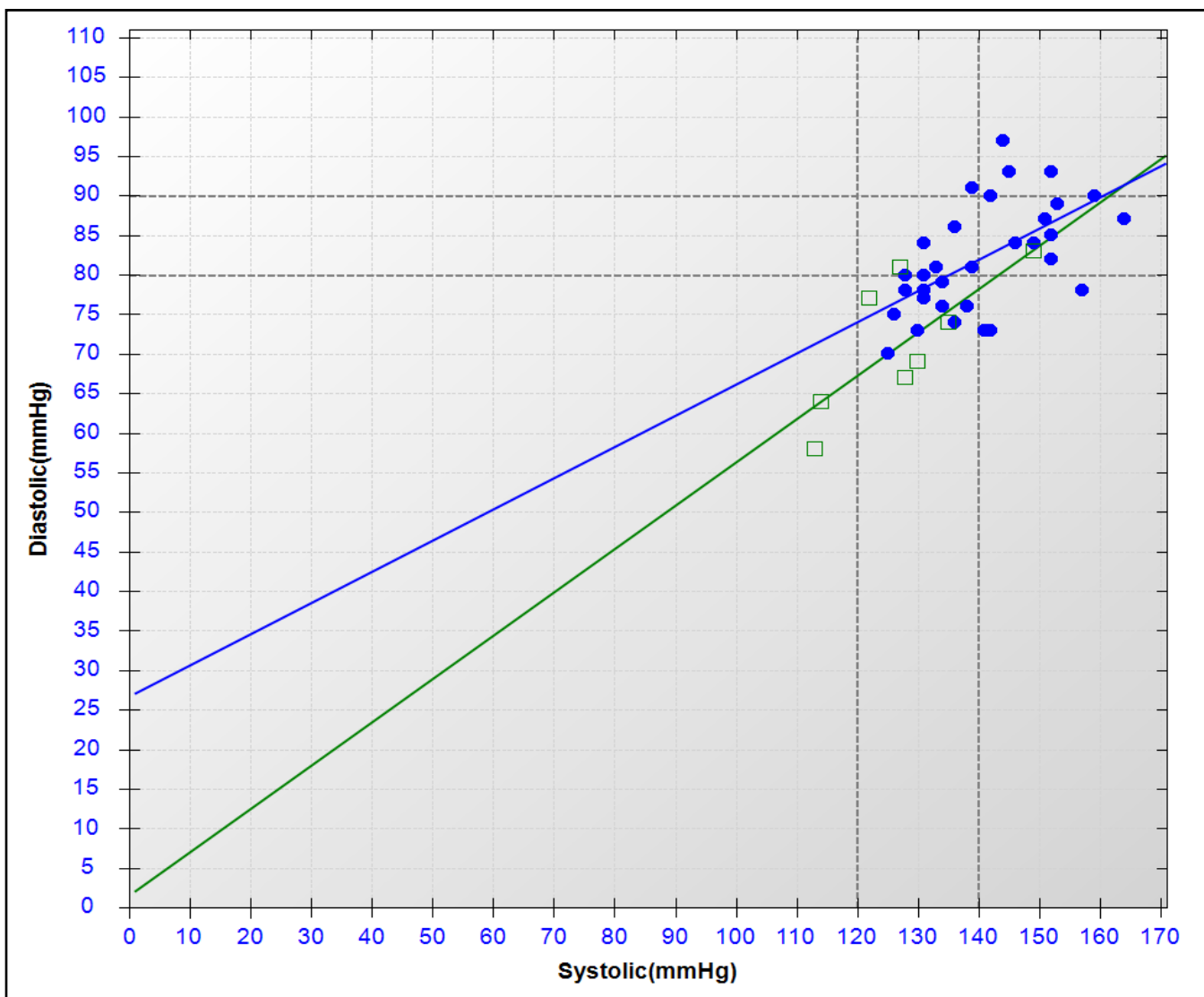
27	05/08/2019 22:30:03	128	87	67	64	A	
28	05/08/2019 23:30:03	130	89	69	55	A	
29	06/08/2019 00:30:03	127	96	81	69	A	
30	06/08/2019 01:30:03	113	76	58	56	A	
31	06/08/2019 02:30:03	114	81	64	53	A	
32	06/08/2019 03:30:03	135	94	74	54	A	
33	06/08/2019 04:30:03	122	92	77	55	A	
34	06/08/2019 05:18:42	-	-	-	-	CH 112	
35	06/08/2019 05:30:03	128	95	78	48	A	
36	06/08/2019 06:00:03	-	-	-	-	E 87	Reading aborted—inflate time-out or airleak
37	06/08/2019 06:04:21	-	-	-	-	E 87	Reading aborted—inflate time-out or airleak
38	06/08/2019 06:30:03	126	92	75	56	A	
39	06/08/2019 07:00:03	130	92	73	61	A	
40	06/08/2019 07:30:03	131	100	84	61	A	
41	06/08/2019 08:00:03	131	95	77	60	A	
42	06/08/2019 08:30:03	128	96	80	55	A	
43	06/08/2019 09:00:03	133	98	81	53	A	
44	06/08/2019 09:30:03	149	106	84	55	A	
45	06/08/2019 10:00:03	152	105	82	54	A	
46	06/08/2019 10:30:03	151	108	87	46	A	
47	06/08/2019 11:00:03	142	107	90	52	A	
	06/08/2019 11:15:56	-	-	-	-	U 107	
	07/08/2019 15:56:10	-	-	-	-	U 110	

# Dia vs Sys

<b>Patient ID</b>	1234567	<b>Weight</b>	80	kg	<b>Height</b>	175	cm
<b>MRN</b>	6789	<b>Address</b>					
<b>Last Name</b>	Meshil	<b>Order</b>	555667				
<b>First Name</b>	Jordan	<b>Print Date:</b>	07/04/2021				
<b>Birth Date</b>	1/1/1970	<b>Age</b>	51	<b>Test Date:</b>	05/08/2019		
<b>Gender</b>	Male						

## Physician Comments

Normal BP record



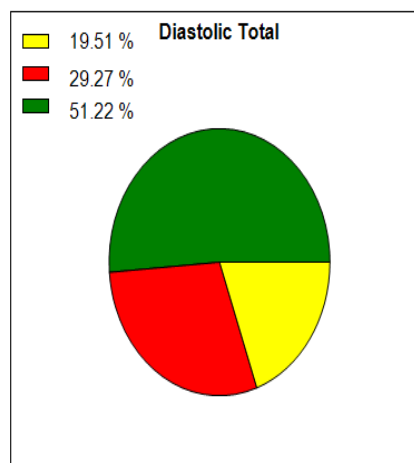
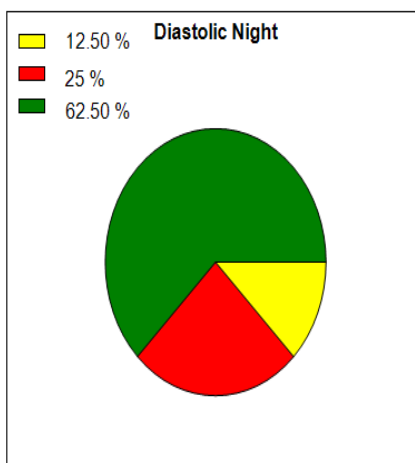
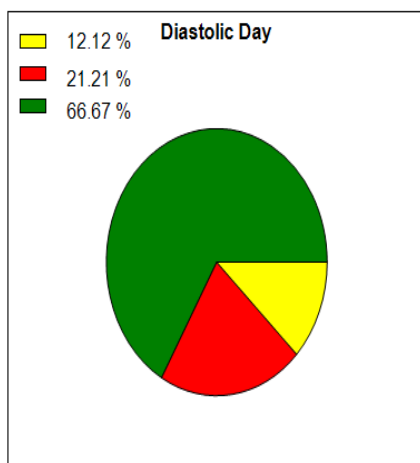
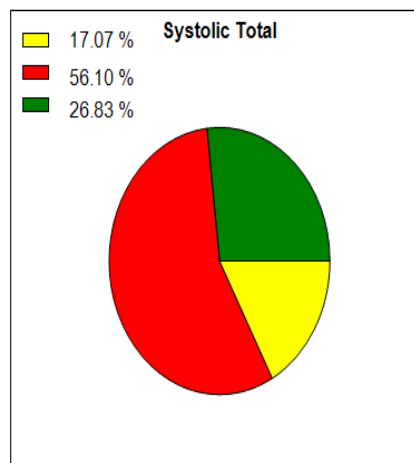
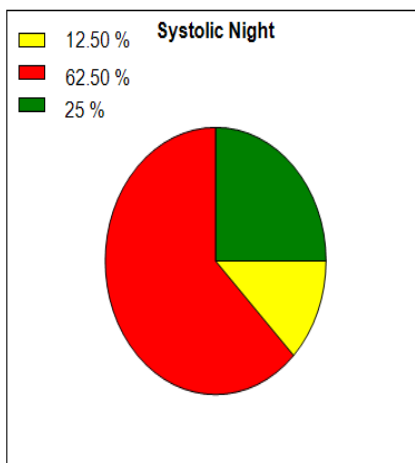
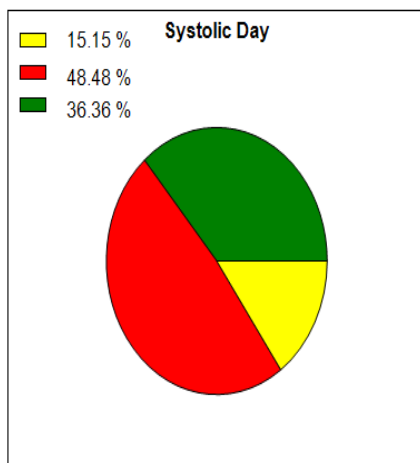
# Pie Chart

<b>Patient ID</b>	1234567	<b>Weight</b>	80	kg	<b>Height</b>	175	cm
<b>MRN</b>	6789	<b>Address</b>					
<b>Last Name</b>	Meshil	<b>Order</b>	555667				
<b>First Name</b>	Jordan	<b>Print Date:</b>	07/04/2021				
<b>Birth Date</b>	1/1/1970	<b>Age</b>	51	<b>Test Date:</b>	05/08/2019		
<b>Gender</b>	Male						

## Physician Comments

Normal BP record

### Values Above Limit



■ Acceptable   
 ■ Too High   
 ■ Normal

# Summary Report

<b>Patient ID</b>	1234567	<b>Weight</b>	80	kg	<b>Height</b>	175	cm
<b>MRN</b>	6789	<b>Address</b>					
<b>Last Name</b>	Meshil	<b>Order</b>	555667				
<b>First Name</b>	Jordan	<b>Print Date:</b>	07/04/2021				
<b>Birth Date</b>	1/1/1970	<b>Age</b>	51	<b>Test Date:</b>	05/08/2019		
<b>Gender</b>	Male						

## Summary

Period	Time	Samples	Valid Samples	Valid Samples (%)	BP Load Sys (%)	BP Load Dia (%)	Maximum SYS	Maximum DIA	Minimum SYS	Minimum DIA
<b>Overall</b>	8/5/2019 10:37 8/6/2019 12:00 (25:23)	49	41	84	54	22	164	97	113	58
<b>Awake Period</b>	05:18-21:30 (16:12)	40	33	82	48	21	164	97	125	70
<b>Asleep Period</b>	21:30-05:18 (07:48)	9	8	89	75	25	149	83	113	58
<b>Dipping</b>	SYS = 9.71% DIA = 13.01% <0% Inverted; <10% Non-Dipper; <20% Normal; >=20% Extreme									

## Average Values

Measurements	Awake Period		Asleep Period		Overall	
	Value	Goal	Value	Goal	Value	Goal
<b>SYS (mmHg)</b>	141	<135	127	<120	138	<130
<b>DIA (mmHg)</b>	82	<85	72	<75	80	<80
<b>MAP (mmHg)</b>	102		90		99	
<b>HR (BPM)</b>	63		60		62	
<b>PP (mmHg)</b>	58	<60	55		58	