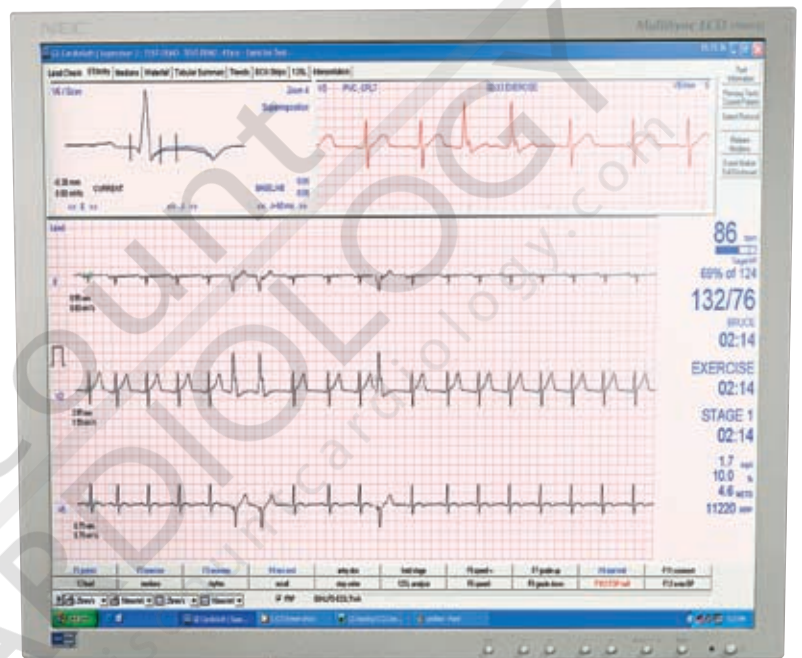


CASE

Cardiac Assessment System
for Exercise Testing

Connecting
hearts
and minds.

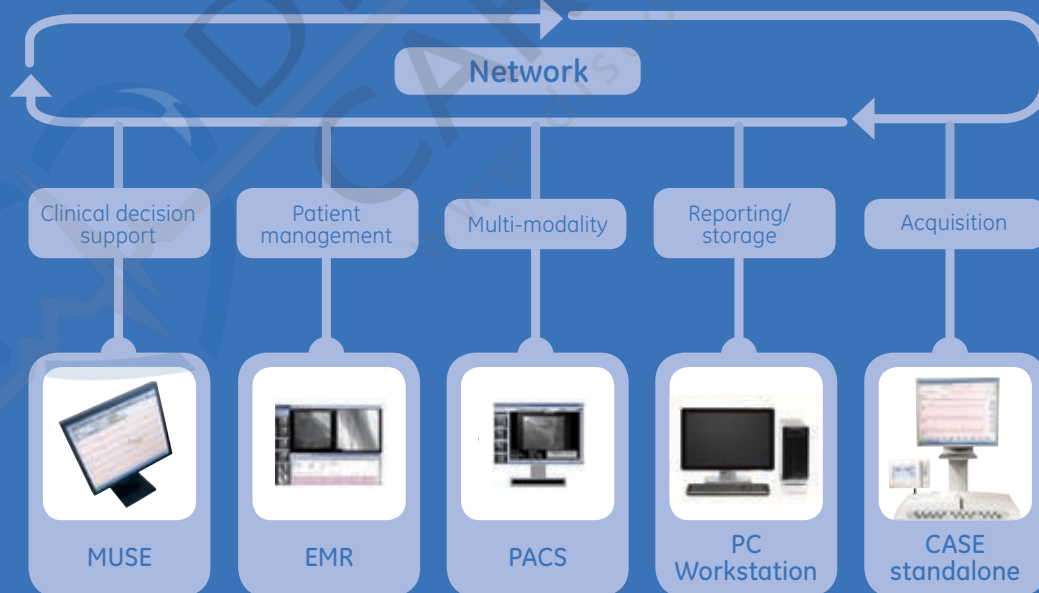


Stressing better outcomes.

Proven clinical excellence. Productivity-enhancing applications and features. Expanded networking options. The CASE* Cardiac Assessment System for Exercise Testing from GE Healthcare puts the stress on performance.

With industry-leading algorithms, CASE enables you to quickly and easily assess cardiac function during exercise for greater diagnostic confidence. Connect your CASE system to a Local Area Network (LAN), and you can store patient data and test results to a central database. This enables physicians to review, edit and print data remotely, for maximum efficiency in your stress lab.

CASE enables you to optimize your digital workflow, too, with seamless connectivity to EMR, MUSE* Cardiology Information System and PACS. Whether you use a standalone system, a group of workstations or a complete enterprise solution, we have the scalable solution that fits your needs today and tomorrow.



Advanced clinical capabilities.

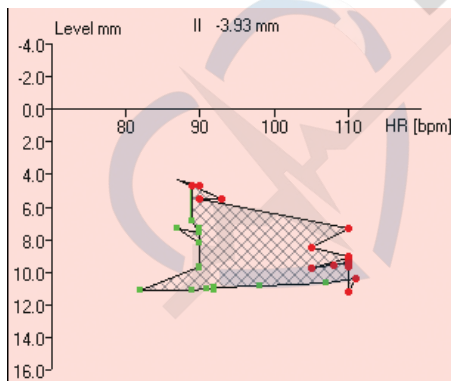
The CASE system puts the proven quality of GE Marquette[®] diagnostic tools in your hands for the decision support you need to make fast, confident assessments of cardiac risk. The CASE system enables clinical excellence with outstanding data quality and accuracy in an easy-to-use system.

Diagnostic support:

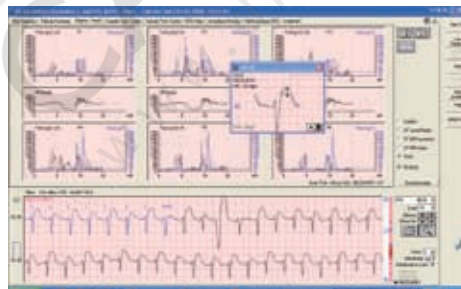
- Exercise Test Interpretation (XTI) statements highlight critical values in stress testing for advanced analysis of risk prediction, functional response and ischemia. This unique algorithm provides clinicians with additional insights to make better treatment decisions.
- The new ST/HR hysteresis analysis feature enables increased accuracy¹ in detecting coronary artery disease in women and adds confidence in identifying the most appropriate treatment.
- With the seamless integration of SunTech[®] Tango+[®], blood pressure and SpO₂ are automatically recorded in CASE during a patient's stress test.
- Full-disclosure data enables review and re-analysis of every beat and arrhythmia for enhanced clinical confidence.
- The proven Marquette 12SL* ECG analysis and 15-lead stress testing are available for increased result accuracy, for confident clinical decisions.
- Risk-predicting algorithms, including Duke Treadmill Score, the patented T-wave Alternans (MMA) and Heart Rate Recovery, assist you in predicting patients at risk of sudden cardiac death.

ECG signal quality: CASE supports data quality with algorithms that support the clearest, most accurate test results, such as cubic spline correction and Finite Residual Filtering (FRF).

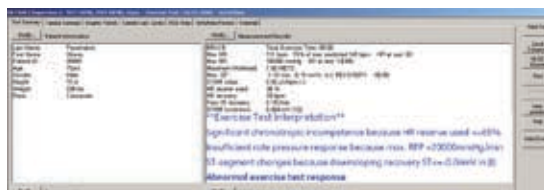
¹Svart K, et al. "Exercise electrocardiography detection of coronary artery disease by ST-segment depression/heart rate hysteresis in women: The Finnish Cardiovascular Study," *Int J Cardiol* (2008), doi:10.1016/j.ijcard.2008.11.038.



New ST/HR Hysteresis Analysis



T-wave Alternans Measurement



Exercise Test Interpretation (XTI) Statement





Scalable IT solutions.

The CASE system is based on an IT platform that pairs enhanced networking and seamless connectivity with data security for advanced productivity you can trust. The CASE system delivers highly scalable solutions to meet virtually any facility's unique performance and productivity requirements.

- **Single, network or Enterprise options:** Whatever the size of your facility, CASE can be configured to maximize productivity and simplify workflow based on your facility's IT and clinical needs.
- **CASE networking:** Connect your CASE system to a LAN for connectivity solutions that improve productivity. Add CS client software to a PC to create a remote workstation for viewing, editing and printing stress data — reserving your CASE system for testing.

Open system architecture: GE Healthcare uses industry-standard communication protocols, including HL7®, DICOM®, XML and TCP/IP.

- The DICOM Modality Worklist supports bi-directional data exchange and simultaneous review of imaging and ECG data, to improve dual modality procedure efficiency.
- The Web view feature allows Internet access to procedure reports from anywhere, with access privileges controlled by your IT department for data security.
- Easily connected PC client workstations increase efficiency in report editing and confirmation. Client workstations can be added as your needs grow to support access to multiple CASE systems.

Security and compliance: CASE protects your data and system with multi-level password login configurations.

Export flexibility: Send data easily by exporting via PDF, Microsoft® Word, Excel or XML. The PDF file name can be automatically generated based on patient demographic data, ensuring an accurate match to patient EMR or HIS files.

Support services: GE Healthcare technical support experts are ready to provide installation, system configuration, HL7 integration, upgrade services and remote support, including 24/7 availability.

Smarter workflow advantages.

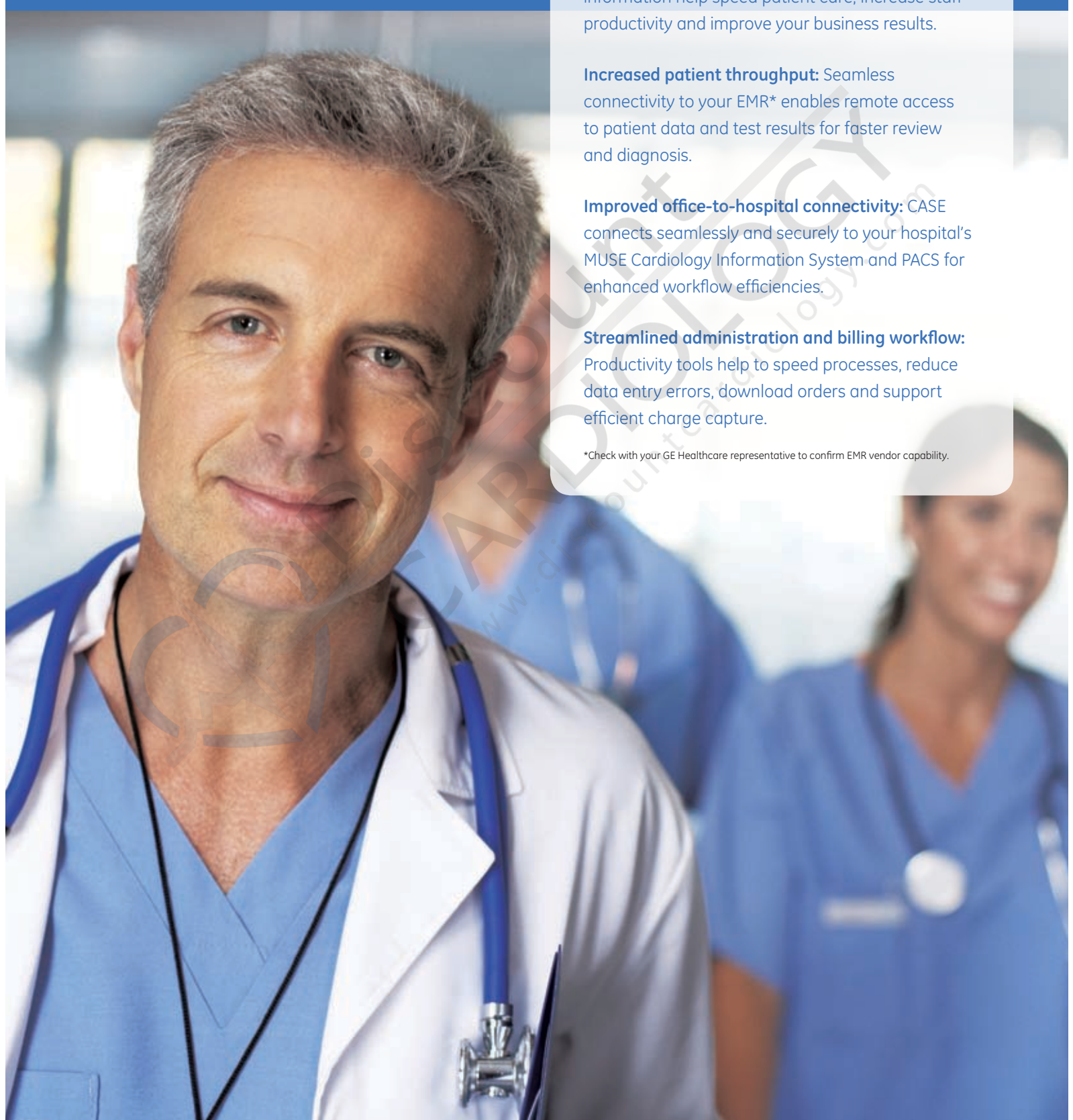
Streamlined workflow and a smooth flow of information help speed patient care, increase staff productivity and improve your business results.

Increased patient throughput: Seamless connectivity to your EMR* enables remote access to patient data and test results for faster review and diagnosis.

Improved office-to-hospital connectivity: CASE connects seamlessly and securely to your hospital's MUSE Cardiology Information System and PACS for enhanced workflow efficiencies.

Streamlined administration and billing workflow: Productivity tools help to speed processes, reduce data entry errors, download orders and support efficient charge capture.

*Check with your GE Healthcare representative to confirm EMR vendor capability.



©2011 General Electric Company – All rights reserved.

General Electric Company reserves the right to make changes in specifications and features shown herein, or discontinue the product described at any time without notice or obligation.

*GE, GE Monogram, CASE, CS, MAC, Marquette, MUSE, 12SL, and TONOPORT are trademarks of General Electric Company.

GE Healthcare, a division of General Electric Company.

Excel and Microsoft are registered trademarks of Microsoft Corporation.

SunTech and Tango+ are registered trademarks of SunTech Medical.

HL7 is a registered trademarks of Health Level Seven International.

DICOM is the registered trademark of the National Electrical Manufacturers Association for its standards publications relating to digital communications of medical information.

About GE Healthcare

GE Healthcare provides transformational medical technologies and services that are shaping a new age of patient care. Our broad expertise in medical imaging and information technologies, medical diagnostics, patient monitoring systems, drug discovery, biopharmaceutical manufacturing technologies, performance improvement and performance solutions services helps our customers to deliver better care to more people around the world at a lower cost. In addition, we partner with healthcare leaders, striving to leverage the global policy change necessary to implement a successful shift to sustainable healthcare systems.

Our “healthymagination” vision for the future invites the world to join us on our journey as we continuously develop innovations focused on reducing costs, increasing access, and improving quality around the world. Headquartered in the United Kingdom, GE Healthcare is a unit of General Electric Company (NYSE: GE). Worldwide, GE Healthcare employees are committed to serving healthcare professionals and their patients in more than 100 countries. For more information about GE Healthcare, visit our website at www.gehealthcare.com

GE Healthcare

9900 Innovation Drive
Wauwatosa, WI 53226
U.S.A.

www.gehealthcare.com



imagination at work