

Vision Premier Holter Analysis Systems

Precise recognition of cardiac irregularities for advanced Holter analysis

Holter
Monitoring

For practices that need an advanced Holter monitoring solution, the Burdick Vision™ Premier Holter System provides a powerful diagnostic tool. The Vision Premier system adds expanded viewing choices and a more comprehensive list of diagnostic codes to Burdick's easy-to-use Vision Premier software.

Advanced Functionality for Accurate Diagnoses

The Vision Premier software features advanced capabilities, including automatic categorization of beats, tachogram review and full disclosure viewing, providing the tools needed for even the most sophisticated analysis.

- Vision Premier automatically categorizes the Holter information into unique morphology forms, including normal, ventricular, paced, SVE, unknown and artifact
- Program labels each abnormality in a 7-second diagnostic strip with classification, time of occurrence, heart rate and beat annotations. Additional ECG-strip information can be inserted at any point
- On-screen displays allow review or editing either globally or by individual episode
- Vision Premier automatically analyzes ST changes in all three channels and adjusts the analysis for different heart rates
- Software includes a category-specific histogram comparing frequency and severity for review of Arrhythmia
- Burdick's unique Tachogram Review marks atrial fib/flutter regions for review and printing, allowing quick identification of rate-related abnormalities
- On-screen calipers allow for easy, precise measurements
- Patient diary time entries for coordination of results
- System provides a 30-second, compressed full-disclosure display
- Superimposition features a single or multi-beat mode complemented with a 30-second compressed full-disclosure review and RR interval plot

Features

- Automatically categorize Holter recordings into a comprehensive list of unique morphology forms
- Studies using AHA and MIT standardized databases prove Vision Premier software is 99.95% accurate
- Superimposition provides the ability to overlay beats at various speeds
- Gives you the flexibility to easily customize your reports and to set clinical limits according to your preferences and protocols
- With over fifty years developing tools for cardiac diagnosis, Burdick has the experience required for dependable results



BURDICK®

Vision Premier Holter Analysis Systems

Proven Accuracy for Dependable Results

The technically advanced Vision Premier system is used by thousands of clinicians throughout the world.

- Vision Premier provides comprehensive data collection and reporting for up to 48 hours of three channel ECG recordings
- Studies conducted using the Massachusetts Institute for Technology and American Heart Association software found that the Vision system consistently delivers results with 99.95% accuracy
- ECG Verification during patient hook-up ensures signal quality on screen before the patient leaves the office, saving time and increasing patient convenience
- System algorithms, based on a culmination of over 25 years of research, automatically identify abnormalities and compile them into easy-to-read reports

Reports the Way You Want Them

In just minutes you'll have complete printed reports in your hands – in the format you choose. And, you can preview them on screen first. It's fast, easy and convenient. Reporting options include:

- HR/ST trend graphs, highlighting areas of concern for easy identification
- Choice of full-sized diagnostic ECG strips or paper and time-saving "mini" format
- Fax or e-mail final reports
- Full disclosure reports print all or any part of a patient's 24- to 48-hour recordings in various formats, such as one, two, or three channels at 10, 30 or 60 seconds per line
- Comprehensive ST Report with each ST episode including deviation, slope, duration and heart rate at onset/offset
- Customizable physician comments can be added before printing

You Won't Find an Easier System With This Much Power

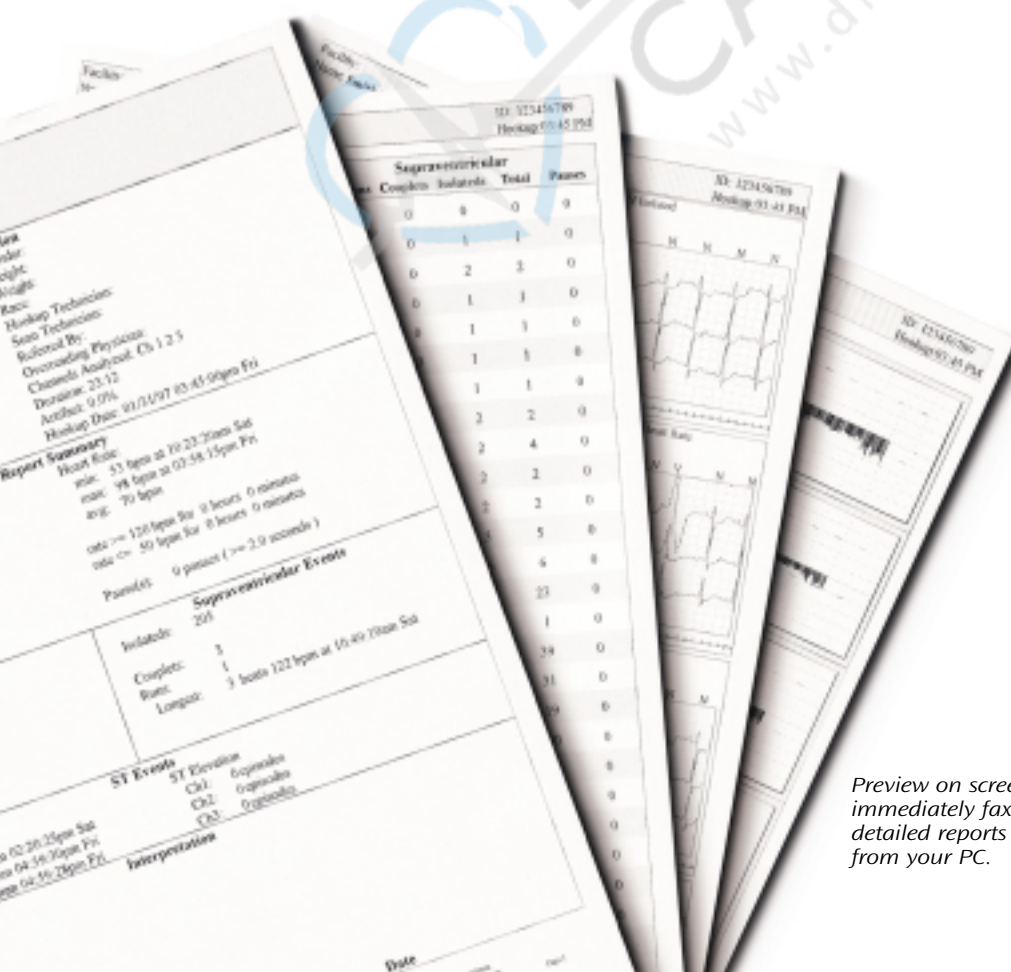
Vision Premier's advanced functionality; easy-to follow icons, logical on-screen command buttons, pull-down menu, and point-and-click accessibility make it easy to get results quickly.

- QuickStep Wizard guides you through each phase of Holter testing with easy-to-follow menus
- PC-based Windows® format promotes familiarity and convenience while assuring full compatibility with a wide range of software and hardware
- It takes just one step to change display formats or add ECG strips
- In the full-disclosure review, normal, paced, artifact, supraventricular and ventricular beats are coded with different colors to make review easy

Access and Exchange Holter Data Wherever and Whenever You Want

With Vision Premier you can access and exchange Holter data whenever you wish throughout your healthcare delivery system. Just imagine the flexibility, freedom and control this provides

- Use Vision Premier's optional Vision Remote to access and manipulate Holter data – any time of the day or night from any PC
- Immediately fax reports directly from your Vision Premier PC (Microsoft® Windows XP Professional or 2000 Professional only)
- Vision Premier is compatible with most popular networking systems, including Windows NT and Novell®, so accessing and sharing data from workstations on your existing network is easily accomplished
- E-mail summary reports to other locations for review and editing using software or the custom viewer provided with Vision Premier



Preview on screen, or immediately fax or print detailed reports directly from your PC.

System Options Expand Functionality

A variety of optional software tools provide additional capabilities to meet specific needs.

Heart Rate Variability Software

analyzes regulation of the sinoatrial node, the natural pacemaker of the heart. It measures the degree of balance in sympathetic and vagus nerve activity, providing an indirect measure of heart health. The Vision Series Holter monitors collect data for research and perform data trending in both time and frequency domains allowing the flexibility required to care for a variety of patients.

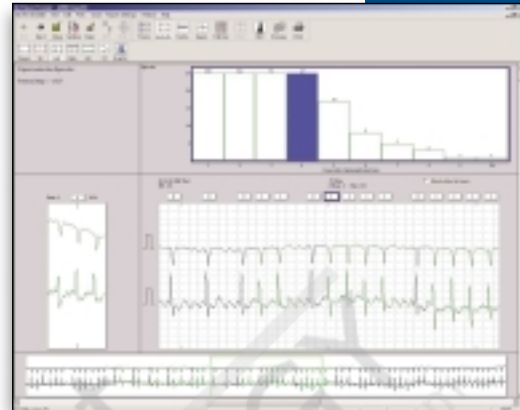
Pacemaker Analysis Software detects Atrial and Ventricular Pacer Spikes from an internal pacemaker, tracking patient pacer activities through sense, capture, fire and miscapture scenarios.

Research Mode Software allows for detection and sampling of the patients' ECGs at rates up to 1,000 samples per second. This allows accurate observation and detection of a number of various cardiac arrhythmias. Research mode is generally used by universities and other research-oriented facilities.

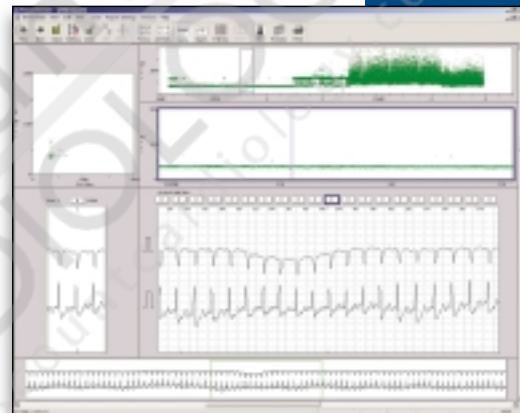
HL7 (Health Level 7) Communications Software enables communication between the Vision system and various information systems, including the Quinton™ Pyramis™ Cardiology data management system. Using a standard communication protocol, this program transfers Holter records for access and storage in a networked environment.

Remote mode provides the ability to download data from a remote location and transmit to a central reviewing facility. This remote application allows for rapid turn around of patient data and medical treatment when necessary. This tool is ideal for situations where Holter tests are performed at one location and interpreted at another.

Arrhythmia review screen provides detailed analysis of the severity and frequency at a glance



The tachogram plot of R-R intervals highlights episodes of atrial fibrillation and flutter



The unique pacemaker software provides detailed analysis of pacemaker functionality



On-screen calipers allow precise measurement of QRS intervals and amplitude



Vision Premier Holter Analysis Systems

COMPUTER REQUIREMENTS

- Intel 1.0 GHz Pentium® III processor or greater
- 128 MB RAM or greater
- 12 GB hard drive or greater
- Free Hard Drive Space Required for Program Installation:
 - 12 MB for the Vision Series application
 - 250 MB for instructional AVIs (optional)
 - 8 MB for electronic manuals (optional)
- 4 x 4 x 24 CDRW drive or greater
 - Direct CD version 2.5a is required for allowing the user to back up and restore the Vision Series Software Patient Reports to a CDR or CDRW media for Windows 95 and 98 Second Edition Operating Systems
 - ROXIO™ Direct CD version 5.0C is required for allowing the user to back up and restore the Vision Series Software Patient Reports to a CDR or CDRW media for Windows 2000 Professional and XP Professional Operating Systems
- 3.5" 1.44Mbyte floppy disk drive
- 17" SVGA monitor and display adapter supporting 1024 x 768 resolution and large fonts
- 101-key enhanced keyboard
- Parallel Printer port that supports ECP
- Hewlett Packard HP PCL-3 compatible printer using the parallel port of the local computer with a minimum of 2 MB for print resolution of 300 dpi or 8 MB memory for print resolution of 600 dpi
- Mouse
- Windows 98 Second Edition, Windows 2000 Professional or Windows XP Professional operating system
- Fax/modem at 56K baud (optional)

For Burdick Digital Recorders

- PCMCIA interface (ISA, PCI or USB)
- One available 5.25" or 3.5" bay (for ISA & PCI options only)
- One available USB port (for USB option only)
- One available ISA – Card slot (for ISA option only)
- One available PCI – Card slot (for PCI option only)
- One available interrupt request (for ISA option only)

For the ECG hookup Verification Capability

- Labtec AM-240 FlexiMount PC microphone
- Creative Labs PCI 16 audio interface (required only for those PC Systems that do not have a integrated audio interface). The Creative Labs PCI 16 audio interface requires one available PCI-Card slot
- For the instructional AVI movies capability, you will also need the following
- Audio speakers
- Audio interface (required only for those PC Systems that do not have an integrated audio interface)

Third Party Software Required

ROXIO (Adaptec) Direct CD

- Direct CD version 2.5a is required for allowing the user to back up and restore the Vision Series Software Patient Reports to a CDR or CDRW media for Windows 95 and 98 Second Edition Operating Systems
- ROXIO Direct CD version 5.0C is required for allowing the user to back up and restore the Vision Series Software Patient Reports to a CDR or CDRW media for Windows 2000 Professional AND XP Professional Operating Systems

Print Now version 1.0

- Allows the user to print the screen display on the monitor Windows 95 and Windows 98 Second Edition Operating Systems

Adobe® Acrobat® Reader 3.0

- Allows printing of the screen display on the monitor Windows 95, Windows 98 Second Edition, Windows 2000 & Windows XP Operating System
- Allows viewing of manuals online

pcAnywhere™

- Used for communication to a remote Vision Series system or for remote product support.
 - Version 8.0 is used with Windows 95 or 98 Second edition operating systems
 - Version 9.0 is used with Windows 2000 operating system
 - Version 10.0 is used with Windows XP operating system

Notes

- System performance on customer supplied computers is the responsibility of the customer
- System security, access and privacy of patient data is the responsibility of the customer
- If the computer is to be connected to a customer network, the customer must assign the IP network address
- Anti-Virus scanning software should be installed and is the responsibility of the customer
- Customer is responsible to provide hardware that meets the required country of origin regulatory standards

ORDERING INFORMATION

92501-	Vision Holter Software Only
1	English language option
2	German language option
3	French language option
4	Italian language option
5	Spanish language option
G	USB compact flash reader for model 92512 and 92513 digital recorders option
I	Pacemaker analysis software option
J	Heart rate variability software option
V	Communication Software for data transfer to Pyramis.
W	Research mode software option

92514-01 Vision 5L Digital Holter Recorder

063-1690-00 Remote retrieval mode software option

063-1691-00 Remote access software option

Example configuration:

92501-1 G Vision Premier Software, English Language with USB compact flash reader for model 92512 and 92513 digital recorders

Complete systems with computers, printers and monitors are also available; contact your local Burdick representative for ordering information.

Burdick • 500 Burdick Parkway • Deerfield, WI 53531 • Fax: 608-764-7190
Phone: 800-777-1777, 608-764-1919 • www.burdick.com • info@burdick.com

Due to continued product innovations, specifications are subject to change without notice. Burdick and Vision are trademarks of Quinton Cardiology, Inc. Other brands and products are trademarks of their respective companies. ISO 13485

©2004 Quinton Cardiology, Inc. All rights reserved.

Form No. 2481 Rev. H 0204 Printed in USA



BURDICK®
A QUINTON COMPANY